

A close-up, low-angle shot of a camera lens, likely a 50mm f/1.8, focusing on the front element. The lens is dark and metallic, with visible ridges on the front ring. The background is a soft, out-of-focus bokeh of purple and blue lights, creating a dreamy, artistic atmosphere. The lens itself shows a reflection of a bright, possibly outdoor scene with greenery and a building.

# Interview Skills

With Susan Heaton-Wright



hello



# What are we going to cover



Quick information about videos when applying



The 5 'w's



Preparation



Tips for the big day



Face to face and virtual interviews



Being in the moment



The follow up after an interview



Receiving feedback

# Video

---

- On a phone or lap top
- Say your name
- Look at the screen
- You might be asked to say something about yourself
- If not asked to include a video – do so to introduce yourself!



# 5 'W'

Question	Example
What	Are you applying for
When	When is the interview
who	Are you meeting
why	Are you applying (what is the why for you)
where	Face to face or virtual
HOW	Will the interview be conducted? Series of interviews, tests

What?



Chat



# When?



# Who?

---

+  
o

•



# Why?



Why are you applying?



What is special about this role?



# Where?



How to you check?

# How?

---

+  
○

•



Preparation



practice

---



# Planning your journey





What to  
wear?



Handshake?

Chat?



“High Power” body language (top row)  
vs.  
“Low Power” body language (bottom row)

(Images courtesy of Amy Cuddy, Harvard University)







Eye contact






Listen



Be in the  
moment





What are you  
going to say?

WORDS



**I think  
I believe  
The Truth is**





# Job Description V your experience

Chat – how to  
illustrate this





# Story board

**Once upon a Time**

---

---

---

---

**And then**

---

---

---

---

**Suddenly**

---

---

---

---

**Happily ever after**

---

---

---

---





# Directions Story





# Tips for answering questions



Repeat the question



Look at the interviewer



Keep on message



Use examples

Any other  
ideas?





Consider some  
questions to  
ask


A woman with long, wavy brown hair is smiling broadly at the camera. She is wearing a dark blue shirt with white polka dots. In front of her is a silver laptop. To the left of the laptop is a golden statue of Lady Justice, holding scales and a sword. The background is a bright, out-of-focus office setting with white walls and a window. A semi-transparent white banner is at the bottom of the image.

Virtual interviews





Messy room!







Sound and microphone





Lighting



After the  
interview



A black and white photograph of a chalkboard. The word "feedback" is written in a large, cursive script using white chalk. Below the word, there are three horizontal, slightly wavy lines drawn with chalk, serving as an underline. The chalkboard surface is dark and shows some texture and previous markings.

Asking for  
feedback



First action as a result of this workshop








# Superstar Communicator APP

- <https://bit.ly/2Wza2gO>
- Available on Apple and Google play
- Go to 'Slides, notes. Learning'
- NXT GEN



Good  
Luck!