




**Where do I begin?**  
**Researching, structuring and writing**  
**coursework assignments**  
 by  
 Jeff Heasman PGCert CELTA, LL.B (Hons), LL.M

 [linkedin.com/in/jeffheasman](https://www.linkedin.com/in/jeffheasman)  
 @JHTCTweet

  
**Jeff Heasman**  
 Training & Consulting

1

---

---

---

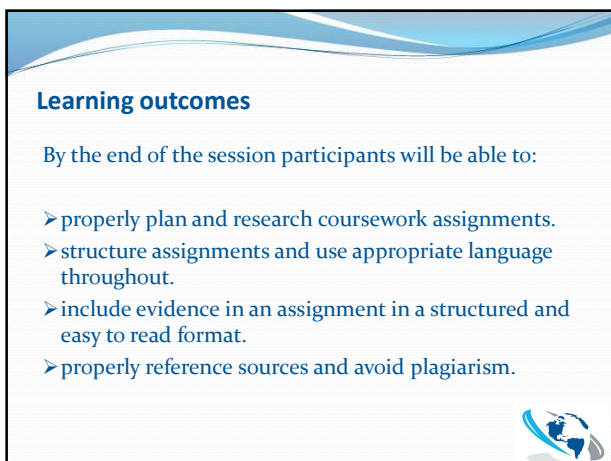
---

---

---

---


---



**Learning outcomes**

By the end of the session participants will be able to:

- properly plan and research coursework assignments.
- structure assignments and use appropriate language throughout.
- include evidence in an assignment in a structured and easy to read format.
- properly reference sources and avoid plagiarism.



2

---

---

---

---

---

---

---

---



**Before you get stuck in ...**

  
**Jeff Heasman**  
 Training & Consulting

3

---

---

---

---

---

---

---

---

## What does the examiner want?

➤ Before you even start your research into the question, you need to understand:

- the assessment guidelines and instructions, which include the marking criteria with weightings. For example, the Advanced Diploma gives 50% weighting towards application and analysis.
- whether there are standard templates you need to be using for your answer. Look at any model answers provided.
- the wording of the question so that you know what exactly it is the examiner is looking for.



4

---

---

---

---

---

---

---

## Understanding the question

➤ You need to look for certain key words in the question. Below are some examples.

- Compare and contrast
  - explain similarities and differences
- Account for or comment on
  - explain why something happens and the reasons
- Discuss or evaluate
  - look at the main arguments and provide advantages and disadvantages



5

---

---

---

---

---

---

---

## Research and planning



**Jeff Heasman**  
Training & Consulting

6

---

---

---

---

---

---

---

## Don't panic!

- When you first see the question and when you look at the suggested readings lists, don't panic!
- Don't go straight to the books - think to yourself:
  - What do I know about the topic already?
  - What areas do I know least about?
  - What are the arguments or main points likely to be?
  - What type of publications are likely to help me (e.g., journals or books etc.)?
- Following this process also helps to trigger your critical thinking skills.



7

---

---

---

---

---

---

---

## Reading strategies

- It seems obvious but ensure you read the contents page and look in the index for key words. Is the text relevant?
- Different writing styles suit different people. Pick a selection of texts and randomly select some paragraphs. See which best suits you.
- Use skim reading techniques to check that the text does have the information you are looking for. Make a note of relevant sections for further reading.
- Let's try: skim read the text you have been given – does it deal with the effect of **breach of warranties** and **conditions**?



8

---

---

---

---

---

---

---

- Think about which texts you read first from any reading list. For example:

- Textbooks
- CII study texts
- Journals

- Which would you start with and why?



9

---

---

---

---

---

---

---

- 

---

---

---

---

---

---

- 

---

---

---

---

---

---

- 



---

---

---


---

---

---

### Use a template for your reading notes

Issue	Detail	Source
Classification of terms in a contract of insurance	There are two types of terms in the contract – conditions and warranties.	Doctrines and Principles of Insurance Law p.217



13

---

---

---

---

---


---

---

---

### Reflection

- When you have finished your reading, think of the following:
  - What is my viewpoint on the subject and did my reading change this?
  - Has the reading given me sufficient examples and evidence to include in my work?
  - Is there anything else I need to research?



14

---

---

---

---

---

---

---

---

### How to find laws – statutes

- Because of the nature of our common law system, finding laws can be particularly time consuming and frustrating and so here are some tips.
- In print:
  - *Halsbury's Statutes of England & Wales* – arranged by subjects and has annotations
- Online:
  - [www.legislation.gov.uk](http://www.legislation.gov.uk) – shows subsequent amendments
  - [www.bailii.org](http://www.bailii.org) – doesn't show subsequent amendments



15

---

---

---

---

---

---

---

---

## How to find laws – cases

- [www.supremecourt.gov.uk/decided-cases/index.shtml](http://www.supremecourt.gov.uk/decided-cases/index.shtml)  
(press summary and judgments available)
- [www.bailii.org](http://www.bailii.org)
- [www.iclr.co.uk](http://www.iclr.co.uk) – The Incorporated Council of Law Reporting for England & Wales (has the latest case summaries and an alert subscription)



16

---

---

---

---

---

---

---

## Structure



**Jeff Heasman**  
Training & Consulting

17

---

---

---

---

---

---

---

- There may be templates provided for your answers – check!
- The structure will very much depend on the type of assignment you are being asked to complete. But there will always be an introduction, a main body and a conclusion.
- Think of a thesis statement for the introduction (what's the main argument/point) and link this to the conclusion.
- In this section we are going to look at how to structure paragraphs so as to present information coherently and effectively.



18

---

---

---

---

---

---

---

## The structure of a paragraph

- Each paragraph in the main body should have the following:

Topic sentence

Supporting points (2 or 3 sentences)

Concluding sentence

- Think of the following example, taken from Bailey, S. 'Academic Writing', Routledge: 2011.



19

---

---

---

---

---

---

---

- Put the sentences in the correct order and label the type of sentence (e.g., topic sentence):

*Both the USA and Britain have similar rates of about 69 per cent.*

*The rate of home ownership varies widely across the developed world.*

*There appears to be no conclusive link between national prosperity and the number of homeowners.*

*Germany, for instance, has one of the lowest rates, at 42 per cent, while in Spain it is twice as high, 85 per cent.*



20

---

---

---

---

---

---

---

- During your research into whether fraudulent claims are more prevalent in developing or developed countries, you have found the following data. Write a paragraph expressing your findings.

- In India, only 5% of household claims are proven to be fraudulent.
- In the UK and USA, about 12% of household claims are proven to be fraudulent.
- In Australia, about 15% of household claims are proven to be fraudulent.



21

---

---

---

---

---

---

---

## Putting your paragraphs in order

- There are two different styles – block and point by point.
- If we use point by point in a compare and contrast style paper, the structure would look as follows:

**Introduction**


**Main body**

*Point 1 – similarities and differences*

*Point 2 – similarities and differences*

*Point 3 – similarities and differences*

**Conclusion**



22

---

---

---

---

---

---

---

---

- In a block style structure, however, it would look like this:

**Introduction**

**Main body**


*1. All the similarities*

*2. Transition paragraph*

*3. All the differences*

**Conclusion**

- By choosing one of these structures, and following the advice about paragraphs, your work will have clear direction and be organised.



23

---

---

---

---

---


---

---

---

## Answering problem questions

Issue		Claim
Rule		Law
	<b>or</b>	
Analysis		Evaluation
Conclusion		Outcome



24

---

---

---

---

---

---

---

---





## Incorporating evidence



Jeff Heasman  
Training & Consulting

25

---

---

---

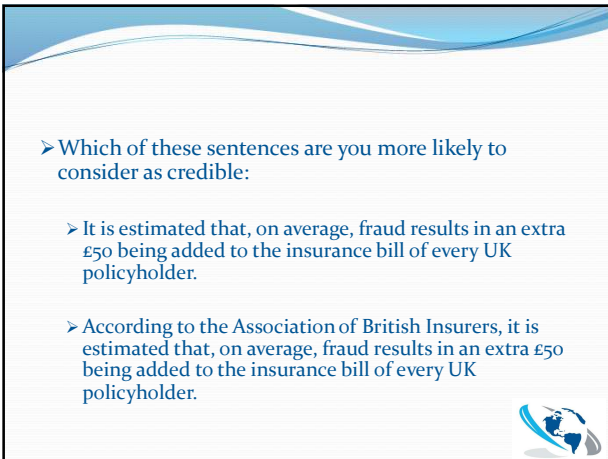
---

---

---


---

---



➤ Which of these sentences are you more likely to consider as credible:

- It is estimated that, on average, fraud results in an extra £50 being added to the insurance bill of every UK policyholder.
- According to the Association of British Insurers, it is estimated that, on average, fraud results in an extra £50 being added to the insurance bill of every UK policyholder.



26

---

---

---

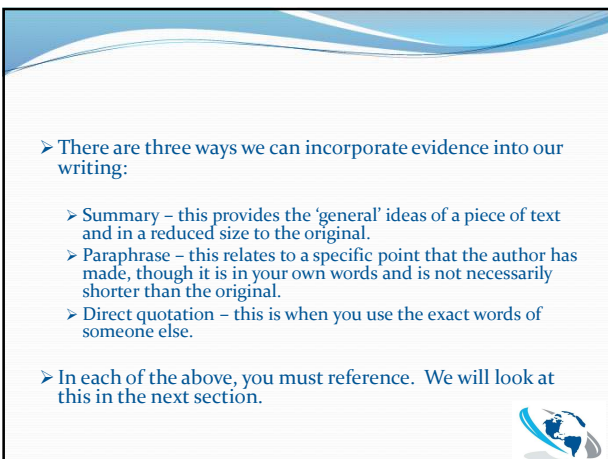
---

---

---

---


---



➤ There are three ways we can incorporate evidence into our writing:

- Summary – this provides the ‘general’ ideas of a piece of text and in a reduced size to the original.
- Paraphrase – this relates to a specific point that the author has made, though it is in your own words and is not necessarily shorter than the original.
- Direct quotation – this is when you use the exact words of someone else.

➤ In each of the above, you must reference. We will look at this in the next section.



27

---

---

---

---

---


---

---

---

## How to paraphrase

- It is important not to overuse quotes. Remember, the examiner wants to see what knowledge **you** have gained and how **you** apply it.
- When you paraphrase, you need to:
  - read and understand the text.
  - take notes of the main ideas.
  - cover the original.
  - think of synonyms for key words (you must not change technical terms).
  - think about how to restructure.
  - write.
  - check against the original.
- Using the text provided, paraphrase paragraph one.



28

---

---

---

---

---

---

---

---


## Quotations

- Short quotation: exact words placed in quote marks within the sentence.
- Long quotation (30+ words): the quote is indented on the next line:

paragraph

long quote

paragraph



29

---

---

---

---


---


---

---

---

## Referencing and plagiarism





**Jeff Heasman**  
Training & Consulting

30

---

---

---

---

---

---

---

---

### Why is referencing important?

- Acknowledge the use of other people's work and ideas.
- Help the reader to evaluate the extent of your reading.
- Give your reader information to be able to find your source.
- Avoid plagiarism!!!



31

---

---

---

---

---

---

---

### Read the CII/PFS guidance

- There is a clear definition of plagiarism provided in the CII guidance notes. The consequences of plagiarism are also very clear. Let's look at this together.
- Remember, it's not just about copying from published work, you also need to be careful about similarity with co-workers.
- We will now look at the CII's preferred referencing style in the handout provided.



32

---

---

---

---

---

---

---

### Citing laws

- A typical case citation will look like this:  
*Jones v Smith* [1967] 2 All ER 365
- An Act should be cited using its short title.
- Let's do the exercise in the handout.



33

---

---


---

---


---

---

---



## Any questions?



34

---

---

---


---

---

---


---

---



### In summary

- Understand the marking criteria and the question.
- Have a strategy for selecting reading material and take appropriate notes.
- Use appropriate structures for the overall work and individual paragraphs.
- Vary how you incorporate evidence.
- Ensure that your paraphrasing is not too close to the original.
- Properly reference any ideas or text that are not yours.
- Don't panic!



35

---

---

---

---

---

---

---

---



## Thank you and please stay in touch



3<sup>rd</sup> Floor, Capital Tower  
Greyfriars Road  
Cardiff  
CF10 3AG



[www.jeffheasman.com](http://www.jeffheasman.com)



[linkedin.com/in/jeffheasman](https://www.linkedin.com/in/jeffheasman)



+44 (0) 2921 660 283



[info@jeffheasman.com](mailto:info@jeffheasman.com)



@JHTCTweet



36

---

---

---

---

---

---

---

---